


Percentages, Decimals, Fractions Grids

How to Use:

For each blank hundred square do the following

1. Colour in your chosen amount of squares (however many you like)
2. However many squares you colour in will now be your percentage, eg 75 squares coloured in = 75%. Write this in where it tells you to.
3. Convert this number to a decimal by writing **0**. In front of it, eg. 75% becomes **0.75**.
4. Convert your percentage to a fraction by writing it out of 100, eg 75% becomes $\frac{75}{100}$ or $\frac{75.}{100}$



1. Number of squares coloured = _____
2. Percentage (number of squares coloured) = _____ %
3. Decimal = **0** . _____
4. Fraction = $\frac{\text{number of squares}}{100}$ = $\frac{\quad}{100}$

5. Number of squares coloured = _____



6. Percentage = _____ %

_____ %

7. Decimal = **0** . _____

8. Fraction = $\frac{\quad}{100}$

100



9. Number of squares coloured = _____

10. Percentage = _____ %

_____ %

11. Decimal = **0** . _____

12. Fraction = $\frac{\quad}{100}$

100